

Davison Elementary-Middle School

School Year	2017-2018
District Code	82015
State Code	00880
DPS Code	088
From EAA	No
Voting District	6
Status	Active/Open
Emphasis	Gen Ed
Entity Type	LEA-School
Alt Services	
Title 1 Status	

School Configuration 2017-18																	
PK	KG	01	02	03	04	05	06	07	08	09	10	11	12	GE	Alt	CTE	SE
<input checked="" type="checkbox"/>	<input checked="" type="checkbox"/>	<input checked="" type="checkbox"/>	<input checked="" type="checkbox"/>	<input checked="" type="checkbox"/>	<input checked="" type="checkbox"/>	<input checked="" type="checkbox"/>	<input checked="" type="checkbox"/>	<input checked="" type="checkbox"/>	<input checked="" type="checkbox"/>	<input type="checkbox"/>	<input type="checkbox"/>	<input type="checkbox"/>	<input type="checkbox"/>	<input checked="" type="checkbox"/>	<input type="checkbox"/>	<input type="checkbox"/>	<input checked="" type="checkbox"/>
K - 8, PK, Spec Ed																	
School Address										2800 E. Davison Street Detroit, MI 48212-1680							
Main Telephone										(313) 252-3118							
Main Fax										(313) 866-0919							
Principal										Randall Coleman							
Principal Email										randall.coleman@detroitk12.org							
Principal Leader										Leenet Campbell-Williams							
Superintendent																	
Superintendent Phone																	

Attendance 2016-17		
Attendance Rate	# Chronically Absent	% Chronically Absent
88.1%	375	47.2%

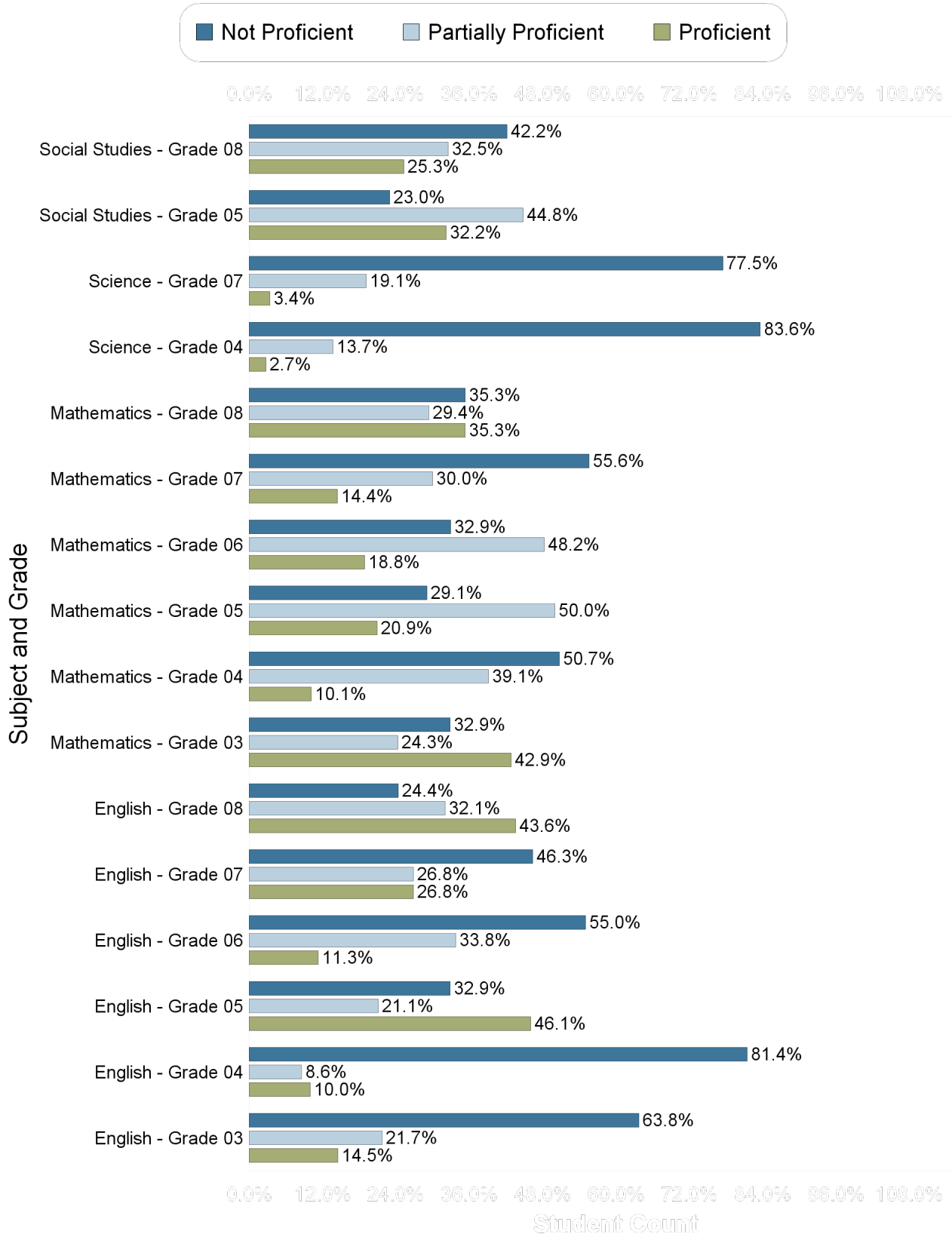
Mobility 2016-17			
Total Headcount	Incoming	Mobile Students	Stable Students
717	26	50	667

Graduation/Dropout Rate 2016-17							
	Cohort N	Graduation N	GED	Graduation Rate	Drop N	Drop Rate	Off Track
4 Year Cohort	n/a	n/a	n/a	n/a	n/a	n/a	n/a
5 Year Cohort	n/a	n/a	n/a	n/a	n/a	n/a	n/a
6 Year Cohort	n/a	n/a	n/a	n/a	n/a	n/a	n/a

Enrollment as of June 2018																
Sub Groups	Grades															Total
	PK	KG	01	02	03	04	05	06	07	08	09	10	11	12	14	
All Students	51	97	73	92	80	96	88	101	94	90						811
Gender																
Female	30	49	40	50	41	42	47	62	41	39						411
Male	21	48	33	42	39	54	41	39	53	51						400
Ethnicity																
AM		1				1										2
AS	15	40	26	33	36	39	39	53	54	61						381
BL	36	54	47	56	41	54	47	46	37	29						411
HI				1		1		1	2							5
HP																
TR																
WH		2		2	3	1	2	1	1							12
Other Groups																
SE	3	6	6	16	10	18	11	11	11	8						97
LEP	15	40	25	34	39	40	39	48	52	54						371
ED	37	79	66	83	70	89	78	93	86	81						725


Davison Elementary-Middle School

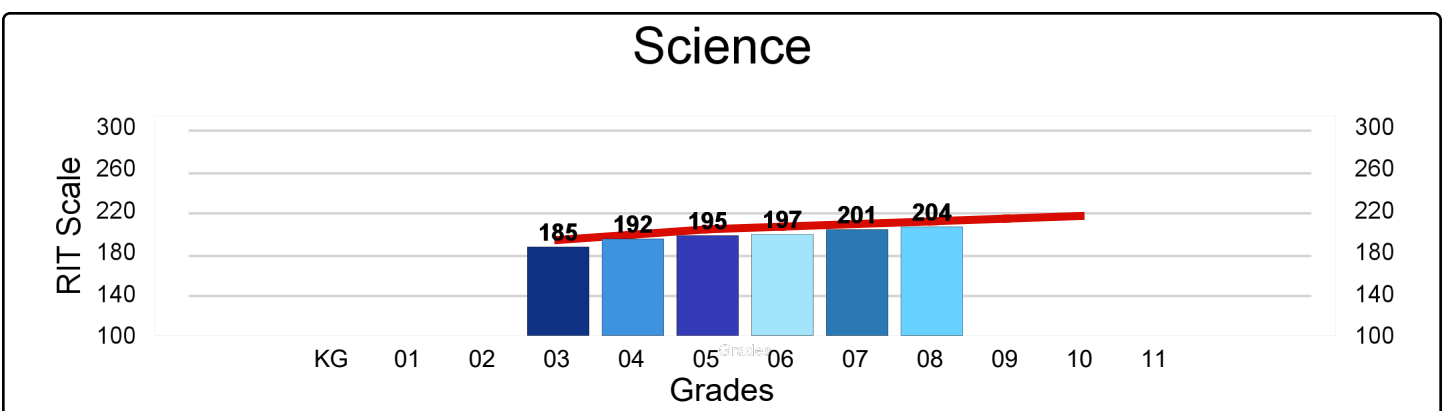
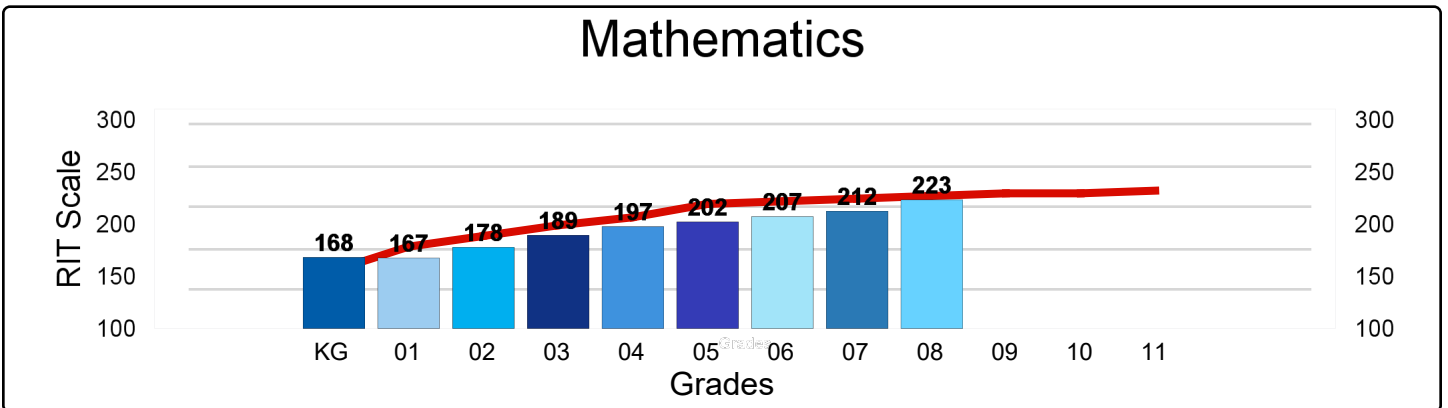
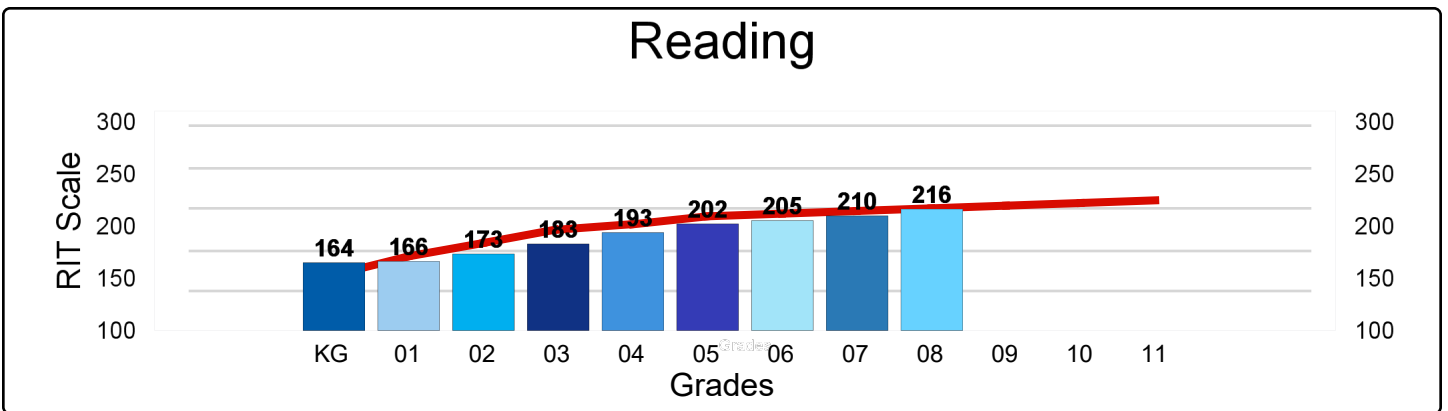
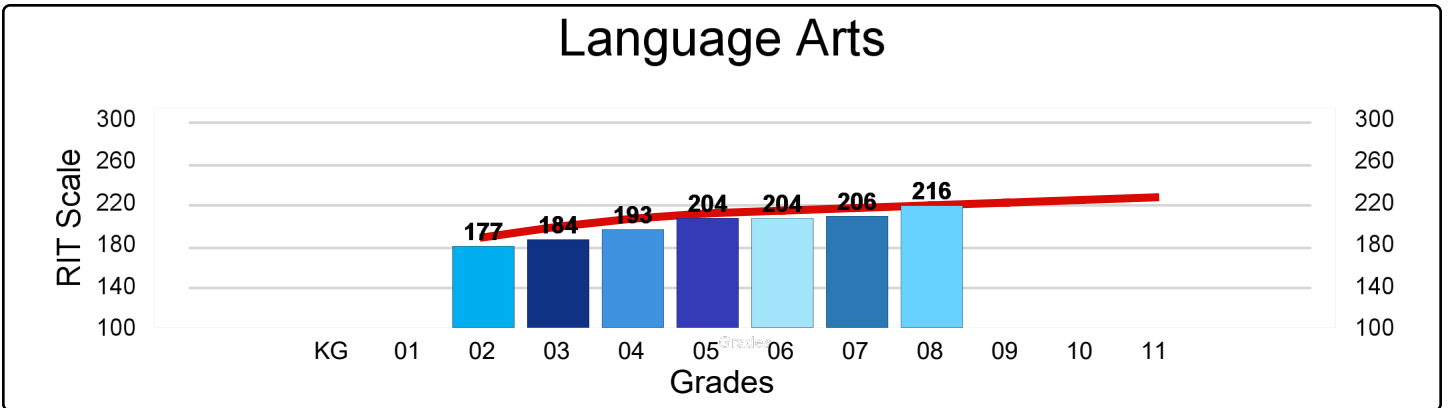
M-Step 2016-17 Proficiency



Davison Elementary-Middle School

NWEA MAP Spring 2017 - Average RIT Score

National Norm 



Davison Elementary-Middle School

Percentage of Student Meeting Growth Expectation Targets

