

Munger Elementary-Middle School

School Year	2017-2018
District Code	82015
State Code	00858
DPS Code	224
From EAA	No
Voting District	2
Status	Active/Open
Emphasis	Gen Ed
Entity Type	LEA-School
Alt Services	
Title 1 Status	

School Configuration 2017-18

PK	KG	01	02	03	04	05	06	07	08	09	10	11	12	GE	Alt	CTE	SE
<input checked="" type="checkbox"/>	<input checked="" type="checkbox"/>	<input checked="" type="checkbox"/>	<input checked="" type="checkbox"/>	<input checked="" type="checkbox"/>	<input checked="" type="checkbox"/>	<input checked="" type="checkbox"/>	<input checked="" type="checkbox"/>	<input checked="" type="checkbox"/>	<input checked="" type="checkbox"/>	<input type="checkbox"/>	<input type="checkbox"/>	<input type="checkbox"/>	<input type="checkbox"/>	<input checked="" type="checkbox"/>	<input type="checkbox"/>	<input type="checkbox"/>	<input checked="" type="checkbox"/>
K - 8, PK, Spec Ed																	
School Address	5525 Martin Detroit, MI 48216																
Main Telephone	(313) 457-6200																
Main Fax	(313) 457-6130																
Principal	Donnell Burroughs																
Principal Email	donnell.burroughs@detroitk12.org																
Principal Leader	Leenet Campbell-Williams																
Superintendent																	
Superintendent Phone																	

Attendance 2016-17

Attendance Rate	# Chronically Absent	% Chronically Absent
90.4%	331	33.9%

Mobility 2016-17

Total Headcount	Incoming	Mobile Students	Stable Students
955	11	72	883

Graduation/Dropout Rate 2016-17

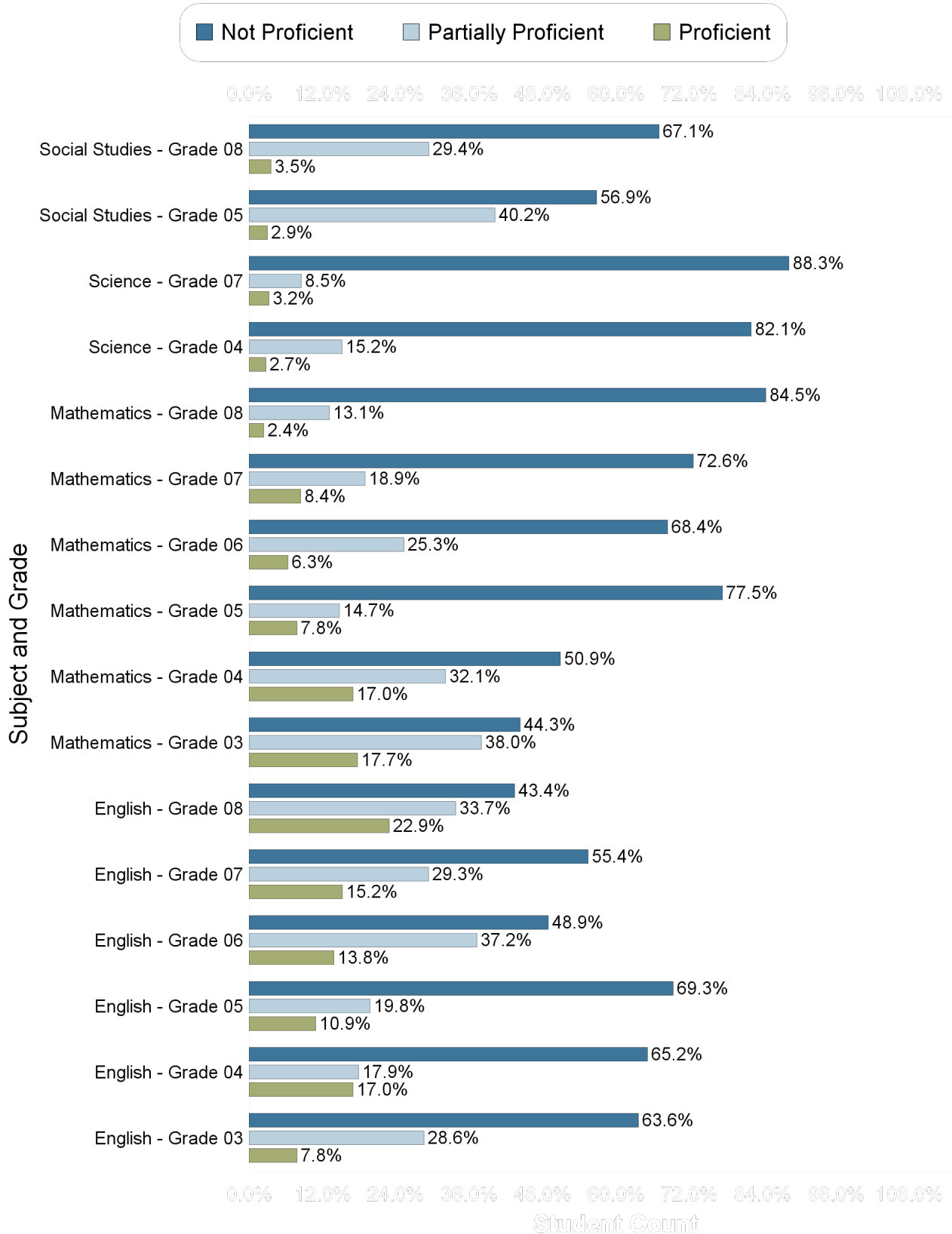
	Cohort N	Graduation N	GED	Graduation Rate	Drop N	Drop Rate	Off Track
4 Year Cohort	n/a	n/a	n/a	n/a	n/a	n/a	n/a
5 Year Cohort	n/a	n/a	n/a	n/a	n/a	n/a	n/a
6 Year Cohort	n/a	n/a	n/a	n/a	n/a	n/a	n/a

Enrollment as of June 2018

Sub Groups	Grades															
	PK	KG	01	02	03	04	05	06	07	08	09	10	11	12	14	Total
All Students	76	102	114	110	103	103	119	119	101	90						961
Gender																
Female	42	42	59	61	50	50	52	67	44	43						468
Male	34	60	55	49	53	53	67	52	57	47						493
Ethnicity																
AM																
AS																
BL	17	19	18	16	11	21	10	14	13	11						133
HI	49	76	91	87	84	75	101	95	81	72						762
HP																
TR																
WH	10	7	5	7	8	7	8	10	7	7						66
Other Groups																
SE	7	9	10	5	7	9	15	18	13	10						96
LEP	51	67	84	88	83	69	89	78	69	53						680
ED	42	81	103	91	87	81	97	95	79	70						784


Munger Elementary-Middle School

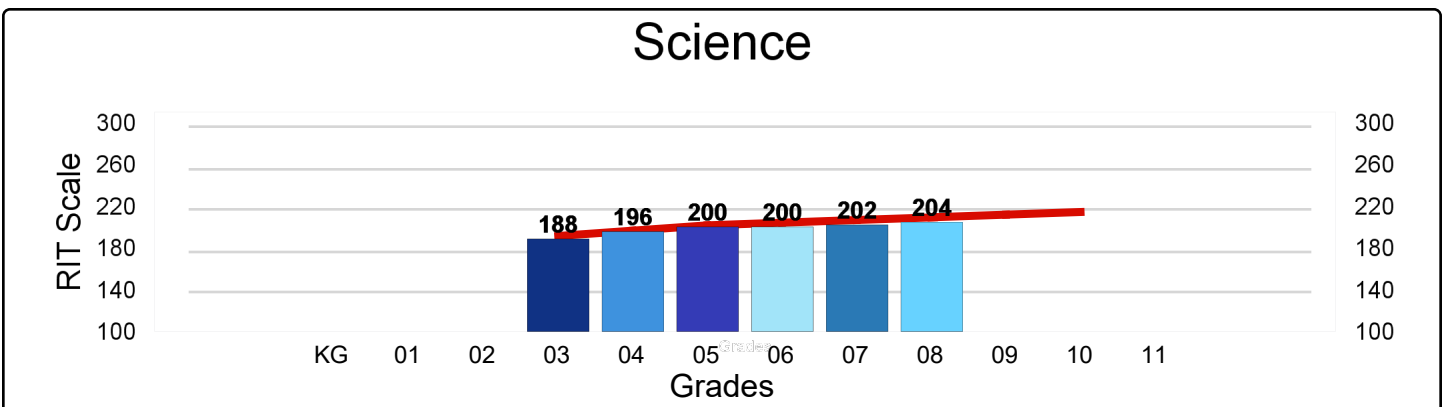
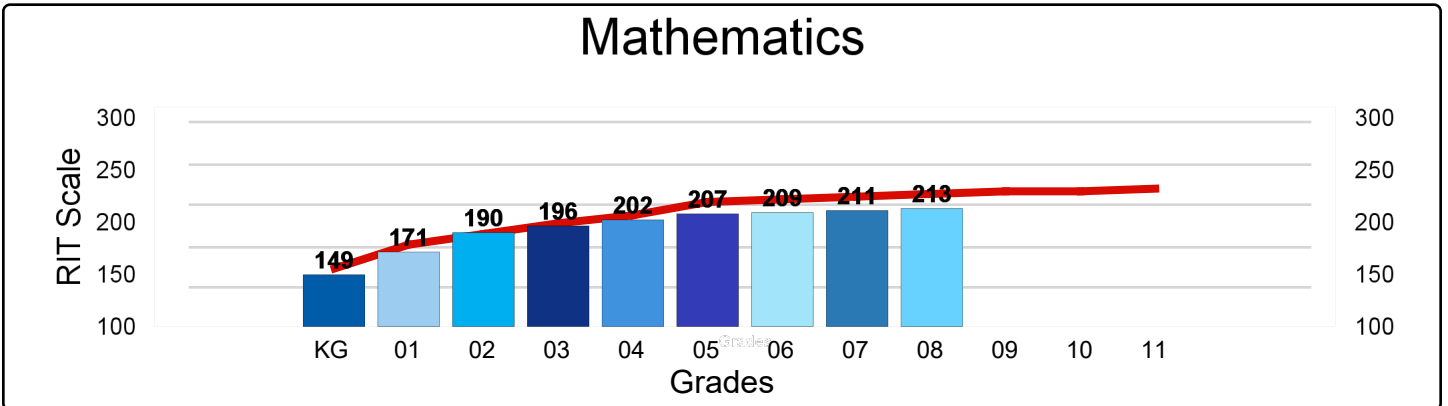
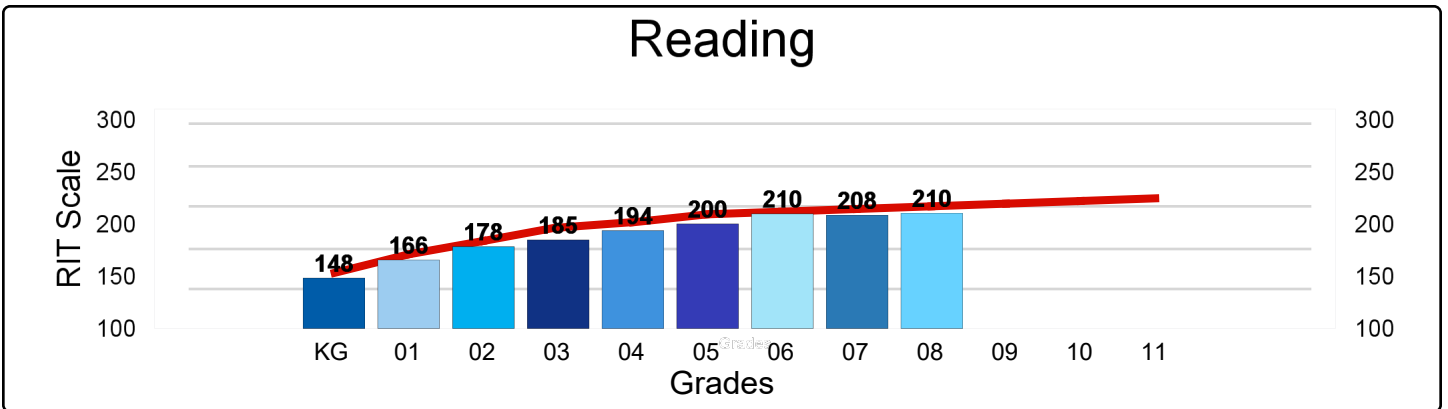
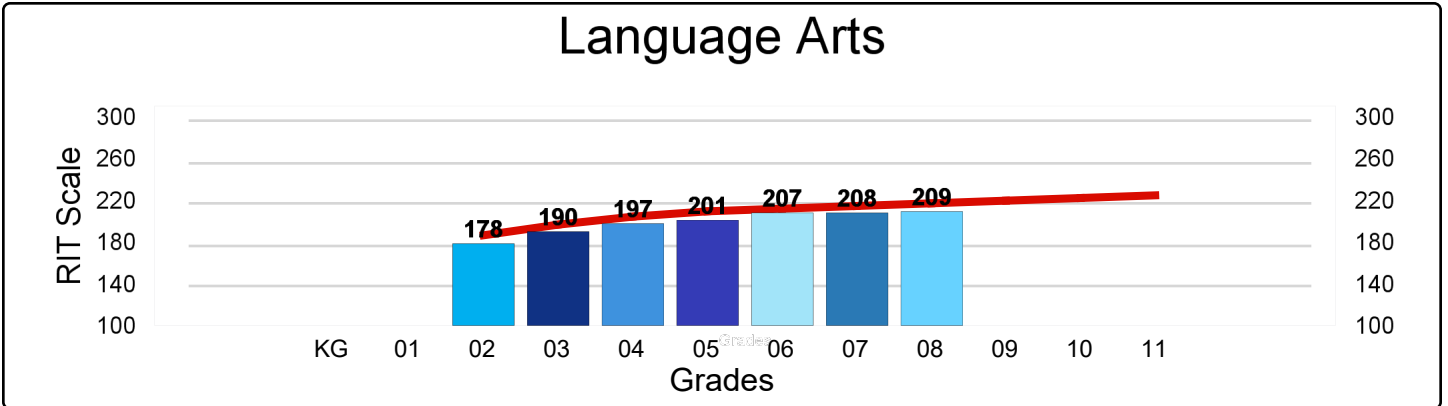
M-Step 2016-17 Proficiency



Munger Elementary-Middle School

NWEA MAP Spring 2017 - Average RIT Score

National Norm 



Munger Elementary-Middle School

Percentage of Student Meeting Growth Expectation Targets

