

# Neinas Dual Language Learning Academy

School Year	2017-2018
District Code	82015
State Code	02669
DPS Code	270
From EAA	No
Voting District	2
Status	Active/Open
Emphasis	Gen Ed
Entity Type	LEA-School
Alt Services	
Title 1 Status	

School Configuration 2017-18																	
PK	KG	01	02	03	04	05	06	07	08	09	10	11	12	GE	Alt	CTE	SE
<input checked="" type="checkbox"/>	<input checked="" type="checkbox"/>	<input checked="" type="checkbox"/>	<input checked="" type="checkbox"/>	<input checked="" type="checkbox"/>	<input checked="" type="checkbox"/>	<input checked="" type="checkbox"/>	<input checked="" type="checkbox"/>	<input checked="" type="checkbox"/>	<input checked="" type="checkbox"/>	<input type="checkbox"/>	<input type="checkbox"/>	<input type="checkbox"/>	<input type="checkbox"/>	<input checked="" type="checkbox"/>	<input type="checkbox"/>	<input type="checkbox"/>	<input checked="" type="checkbox"/>
K - 8, PK, Spec Ed																	
School Address												6021 McMillan Street Detroit, MI 48209-1630					
Main Telephone												(313) 849-3701					
Main Fax												(313) 849-4733					
Principal												Natalia Russell					
Principal Email												natalia.russell@detroitk12.org					
Principal Leader												Nidia Ashby					
Superintendent																	
Superintendent Phone																	

Attendance 2016-17		
Attendance Rate	# Chronically Absent	% Chronically Absent
<b>89.2%</b>	<b>148</b>	<b>46.1%</b>

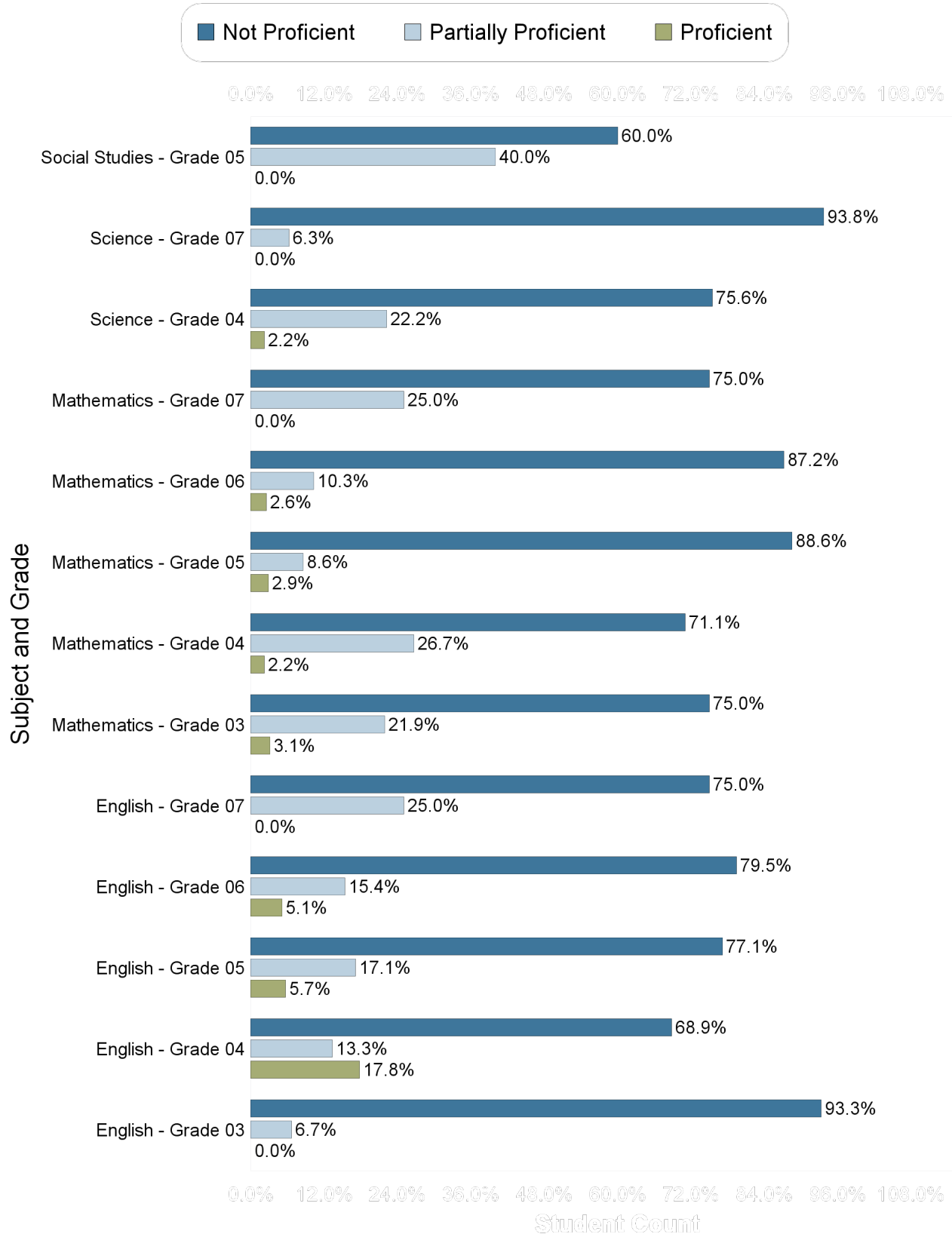
Mobility 2016-17			
Total Headcount	Incoming	Mobile Students	Stable Students
<b>289</b>	<b>20</b>	<b>30</b>	<b>259</b>

Graduation/Dropout Rate 2016-17							
	Cohort N	Graduation N	GED	Graduation Rate	Drop N	Drop Rate	Off Track
<b>4 Year Cohort</b>	n/a	n/a	n/a	n/a	n/a	n/a	n/a
<b>5 Year Cohort</b>	n/a	n/a	n/a	n/a	n/a	n/a	n/a
<b>6 Year Cohort</b>	n/a	n/a	n/a	n/a	n/a	n/a	n/a

Enrollment as of June 2018																
Sub Groups	Grades															Total
	PK	KG	01	02	03	04	05	06	07	08	09	10	11	12	14	
All Students	36	35	37	35	38	37	46	43	40	21						332
<b>Gender</b>																
Female	24	15	13	15	22	20	21	18	19	8						151
Male	12	20	24	20	16	17	25	25	21	13						181
<b>Ethnicity</b>																
AM																
AS																
BL	4	5	6	5	1	6	6	8	4	5						46
HI	26	24	30	29	34	28	35	28	32	15						255
HP																
TR																
WH	6	6	1	1	3	3	5	7	4	1						31
<b>Other Groups</b>																
SE	2	3	6	8	6	10	8	11	13	4						69
LEP	24	22	27	26	29	27	26	24	27	14						222
ED	17	31	36	31	36	35	41	36	34	19						299


# Neinas Dual Language Learning Academy

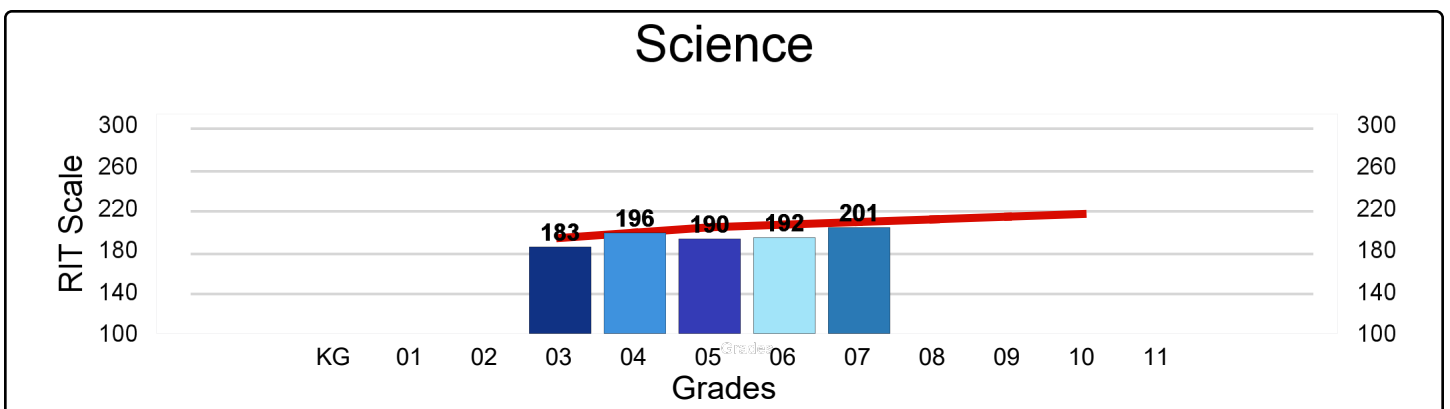
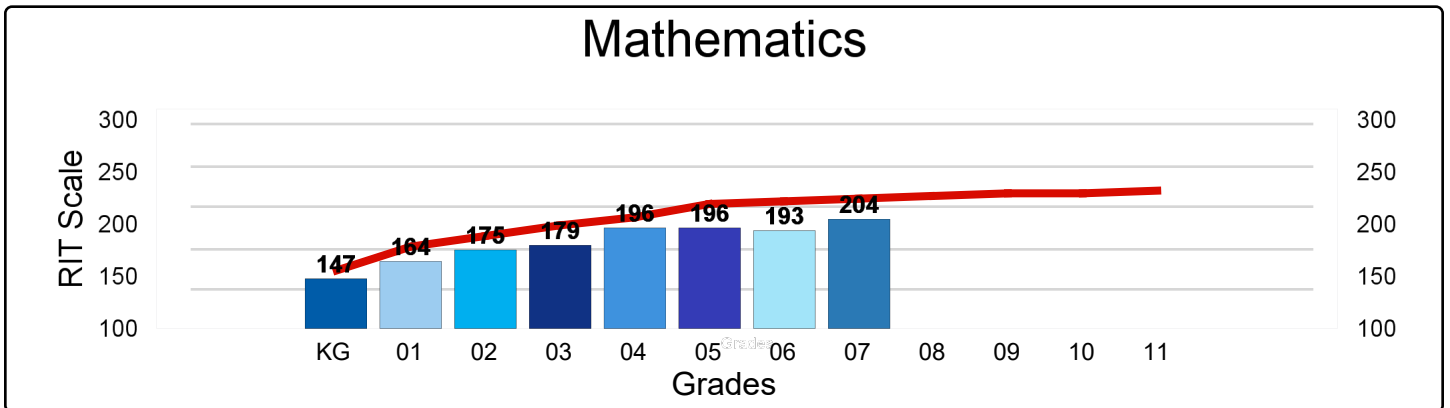
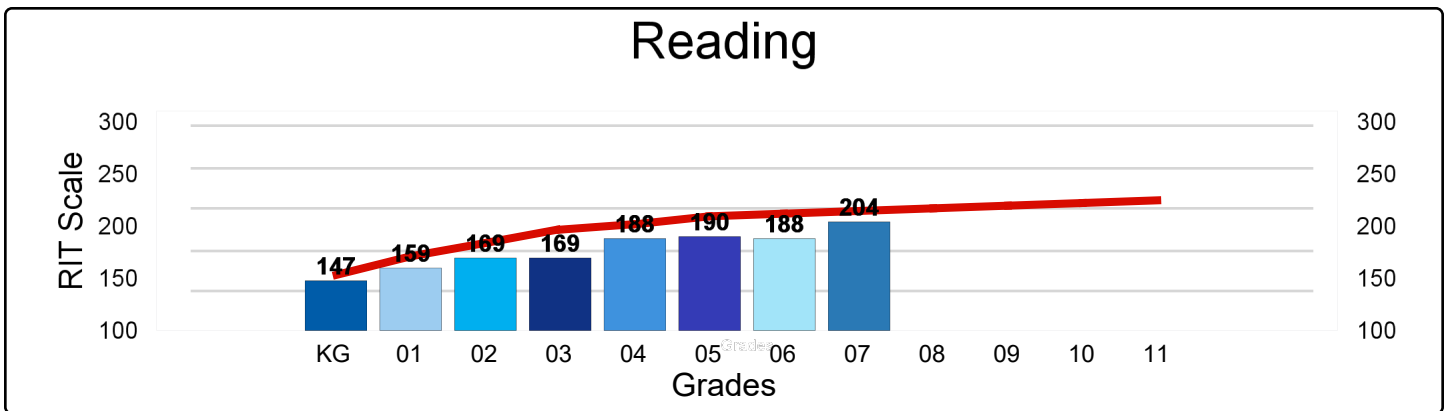
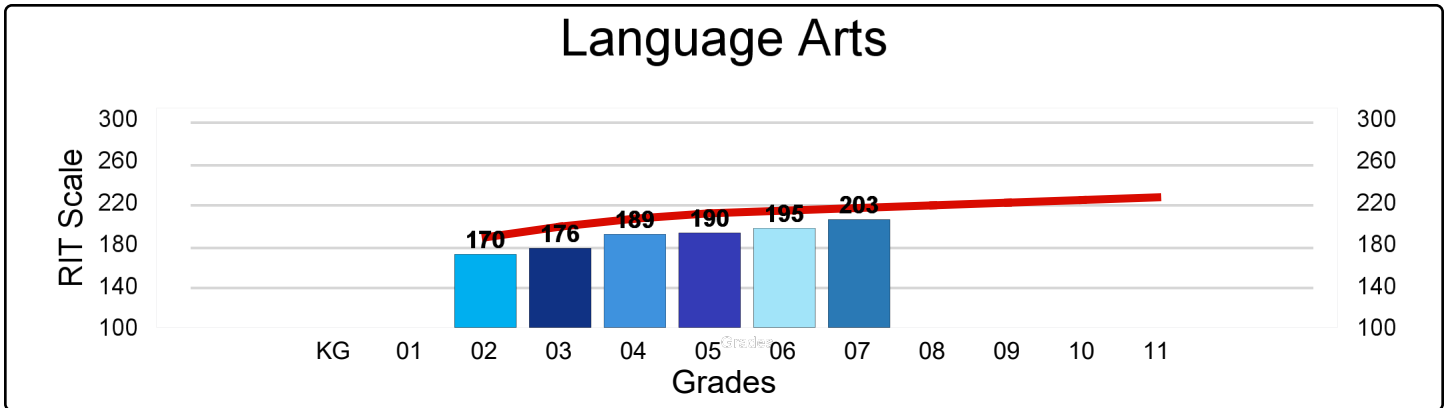
## M-Step 2016-17 Proficiency



# Neinas Dual Language Learning Academy

NWEA MAP Spring 2017 - Average RIT Score

National Norm 



# Neinas Dual Language Learning Academy

## Percentage of Student Meeting Growth Expectation Targets

